


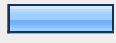

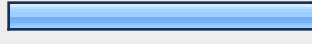




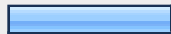


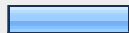



Red Beach Uniform Survey

1. How happy are you with the white polo shirt?			
		Response Percent	Response Count
Very Satisfied		11.7%	9
Satisfied		41.6%	32
Not Satisfied		31.2%	24
N/A		15.6%	12
Comment			44
<i>answered question</i>			77
<i>skipped question</i>			0





2. How happy are you with the red polo shirt?			
		Response Percent	Response Count
Very Satisfied		36.4%	28
Satisfied		46.8%	36
Not Satisfied		16.9%	13
N/A		0.0%	0
Comment			38
<i>answered question</i>			77
<i>skipped question</i>			0





3. How happy are you with the round necked sweatshirt?			
		Response Percent	Response Count
Very Satisfied		5.2%	4
Satisfied		40.3%	31
Not Satisfied		29.9%	23
N/A		24.7%	19
		Comment	29
		<i>answered question</i>	77
		<i>skipped question</i>	0





4. How happy are you with the collared sweatshirt?			
		Response Percent	Response Count
Very Satisfied		33.8%	26
Satisfied		42.9%	33
Not Satisfied		18.2%	14
N/A		5.2%	4
		Comment	41
		<i>answered question</i>	77
		<i>skipped question</i>	0





5. How happy are you with the vest?			
		Response Percent	Response Count
Very Satisfied		37.7%	29
Satisfied		27.3%	21
Not Satisfied		6.5%	5
N/A		28.6%	22
Comment			28
answered question			77
skipped question			0





6. How happy are you with the Jacket?			
		Response Percent	Response Count
Very Satisfied		18.2%	14
Satisfied		23.4%	18
Not Satisfied		11.7%	9
N/A		46.8%	36
Comment			31
answered question			77
skipped question			0




7. How happy are you with the shorts?			
		Response Percent	Response Count
Very Satisfied		18.2%	14
Satisfied		46.8%	36
Not Satisfied		14.3%	11
N/A		20.8%	16
		Comment	23
		<i>answered question</i>	77
		<i>skipped question</i>	0




8. How happy are you with the three quarter pants?			
		Response Percent	Response Count
Very Satisfied		11.7%	9
Satisfied		20.8%	16
Not Satisfied		24.7%	19
N/A		42.9%	33
		Comment	28
		<i>answered question</i>	77
		<i>skipped question</i>	0

9. How happy are you with the track pants?			
		Response Percent	Response Count
Very Satisfied		7.8%	6
Satisfied		19.5%	15
Not Satisfied		27.3%	21
N/A		45.5%	35
Comment			40
answered question			77
skipped question			0

10. How happy are you with the skorts?			
		Response Percent	Response Count
Very Satisfied		37.7%	29
Satisfied		19.5%	15
Not Satisfied		6.5%	5
N/A		36.4%	28
Comment			31
answered question			77
skipped question			0

11. How happy are you with the long pants?			
		Response Percent	Response Count
Very Satisfied		20.8%	16
Satisfied		11.7%	9
Not Satisfied		13.0%	10
N/A		54.5%	42
		Comment	31
		answered question	77
		skipped question	0

12. Would you purchase PE shorts (approx price \$20) if it were available?			
		Response Percent	Response Count
Yes		23.7%	18
No		42.1%	32
Maybe		34.2%	26
		answered question	76
		skipped question	1

13. Would you purchase a PE top (approx price \$35) if it were available?			
		Response Percent	Response Count
Yes		18.2%	14
No		51.9%	40
Maybe		29.9%	23
		answered question	77
		skipped question	0

14. What items would you like to see added to the current uniform range?		Response Count
		56
	<i>answered question</i>	56
	<i>skipped question</i>	21

15. What items would you like to see deleted from the current uniform range?		Response Count
		28
	<i>answered question</i>	28
	<i>skipped question</i>	49

16. Any other comments you would like to make...		Response Count
		50
	<i>answered question</i>	50
	<i>skipped question</i>	27